



OSHA Enforcement  
Update & Fatality Data  
November 17, 2010

Howie Eberts  
Compliance Assistance Specialist  
Columbus Area Office

OCCUPATIONAL SAFETY & HEALTH ADMINISTRATION

---

---

---

---

---

---

---

---

### OSHA at 40

- Recent workplace tragedies:
  - Upper Big Branch Mine Disaster
    - 29 Coal Miners killed
  - Oil rig explosion south of Louisiana
    - 11 workers killed
  - Anacortes Refinery fire in Washington State
    - 7 workers killed
  - February Kleen Energy
    - 6 workers killed
  - "Youths Die After Being Trapped in Grain Bin" - 7/28/10, Mt. Carroll, IL
    - Two teenagers, ages 14 & 19, engulfed in corn, die



OCCUPATIONAL SAFETY & HEALTH ADMINISTRATION

---

---

---

---

---

---

---

---

### OSHA at 40

- These were the headlines that we were reading
  - But ... we also know that 14 workers lose their lives in preventable accidents everyday
  - Close to 100 deaths every week
- Our Mission, simply put is to protect workers from death, injury, and illness



OCCUPATIONAL SAFETY & HEALTH ADMINISTRATION

---

---

---

---

---

---

---

---

## OSHA at 40

- Secretary Solis' vision is "Good Jobs for Everyone."

– At OSHA, we understand that a job cannot be a good job unless it is a safe job.



---

---

---

---

---

---

---

---

## OSHA at 40

- Dr. Michaels Vision
  - Stronger enforcement: Some employers need incentives to do the right thing.
  - Ensure that workers have a voice
  - Refocus and strengthen our compliance assistance programs
  - Change workplace culture: Employers must "find and fix" workplace hazards



---

---

---

---

---

---

---

---

## OSHA at 40

- Develop innovative approaches to addressing new (and old) hazards: Improve Intra-Agency Collaboration
- Improve and modernize workplace injury and illness tracking: Strengthen our focus on accurate recordkeeping
- Strengthen OSHA's use of science



---

---

---

---

---

---

---

---

## OSHA at 40

- Strengthen state plan states
- Conduct our work with transparency, openness, integrity, and humility

---

---

---

---

---

---

---

---



## OSHA Emphasis

- New emphasis on enforcement and standard setting
  - Increased inspections
- Evaluating state plan states effectiveness
  - Regions have completed their evaluations of the state plan states
  - Reports are being reviewed in Washington

---

---

---

---

---

---

---

---



## OSHA Emphasis

- Injury and Illness Prevention Program
- Silica
- Beryllium
- PELs
- Confined Space in Construction
- Infectious Diseases
- Looking into a standard related to the Kleen Energy explosion
- Modernizing recordkeeping

---

---

---

---

---

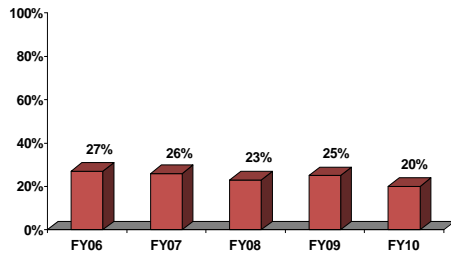
---

---

---



**FY 2006 – FY 2010**  
**% Inspections In-Compliance**




---

---

---

---

---

---

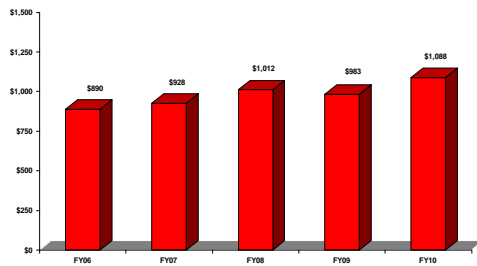
---

---

---

---

**FY 2006 – FY 2010**  
**Average Penalty Per Serious Violation**  
**(Private Sector)**




---

---

---

---

---

---

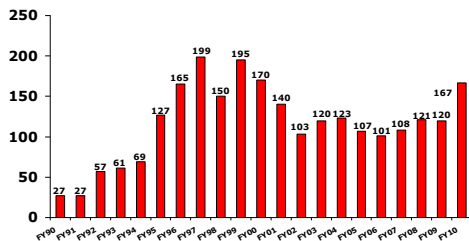
---

---

---

---

**FY 1990 – FY 2010**  
**Significant Enforcement Cases**




---

---

---

---

---

---

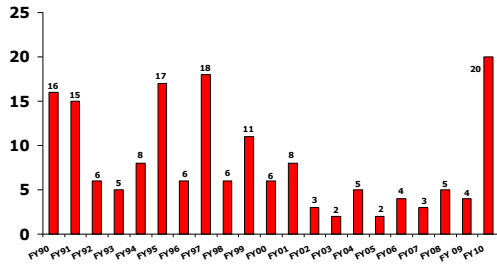
---

---

---

---

**FY 1990 – FY 2010  
Egregious Cases**




---

---

---

---

---

---

---

---

---

---

**Sig Cases – Region V**

- FY 10, Region V issued 41 significant cases
  - 16 significant cases were issued in Ohio
- 5 Egregious cases issued, 2 in OH
  - Lead in construction
  - Petroleum refining/PSM
  - Operation of unsafe “super high” pressure vessels manufacturing quartz crystals
  - Grain Entry
  - Employees over exposed to “total dust” during manufacture of abrasive blasting grit




---

---

---

---

---

---

---

---

---

---

**Ergo!**

- Ergo Cases issued in FY 10
  - Cincinnati AO issued a serious 5(a)(1) citation regarding ergonomics to a soft drink bottler & delivery company
  - Toledo AO issued a serious 5(a)(1) citation regarding ergonomics for leather sewers in the sporting goods industry




---

---

---

---

---

---

---

---

---

---

## Whistleblower

- FY 10, Region V received 458 Whistleblower complaints (25% of Nation's total)
  - 300 11c cases
  - 85 merit cases
  - 18 complainants reinstated
  - Over \$784,000 recovered for complainants
  - “Cease and Desist” order issued in an IL FRSA case
- Website, [www.whistleblowers.gov](http://www.whistleblowers.gov) has been activated
  - complainants will be able to file Whistleblower complaints electronically under any of the statutes delegated to OSHA through this web site by the end of FY 2010



---

---

---

---

---

---

---

---

---

---

## New Enforcement Initiatives

- OSHA Penalties
- Corporate or Enterprise Wide Settlement Agreements
- Serious Violators Enforcement Program



---

---

---

---

---

---

---

---

---

---

## Enforcement Initiatives FY 2011



---

---

---

---

---

---

---

---

---

---

## Enforcement Activities

- NEP to focus on new buttered flavored popcorn flavorings
- Isocyanates NEP
- Nursing Home NEP
- Primary Metals NEP
- Evaluating the Amputations NEP
- Possible Cranes and Derricks NEP
  - Developing the compliance directive
  - Developing compliance officer training



---

---

---

---

---

---

---

---

## Record Keeping

- Last fall we launched the Record Keeping NEP
  - Looking at under reporting and non reporting
  - Also looking at discouraging workers from reporting
  - Incentive programs
- Looking at changing the criteria for these inspections
  - RK Task group
- VPP and Incentive Programs



---

---

---

---

---

---

---

---

## OSHA Emphasis - PSM

- Chemical Plant NEP
  - Just extended the pilot
  - Finding same problems as in the refinery NEP
    - Process hazard analysis
    - Management of change
    - Safety instrumented systems
    - Training



---

---

---

---

---

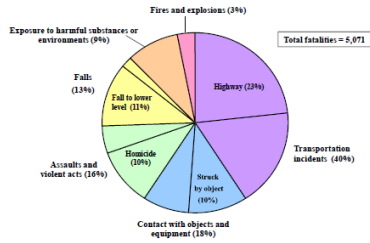
---

---

---



Manner in which workplace fatalities occurred, 2008\*



More work-related fatalities resulted from transportation incidents than from any other event. Highway incidents alone accounted for almost one out of every four fatal work injuries in 2008.

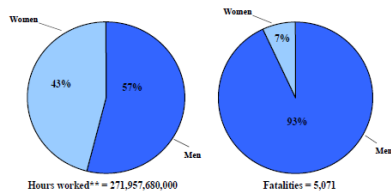
\*Data for 2008 are preliminary.  
NOTE: Percentages may not add to totals because of rounding.  
SOURCE: U.S. Bureau of Labor Statistics, U.S. Department of Labor, 2009.

4



OCCUPATIONAL SAFETY & HEALTH ADMINISTRATION

Hours worked and fatalities, by gender of worker, 2008\*



Men recorded a disproportionate share of fatalities relative to their hours worked in 2008.

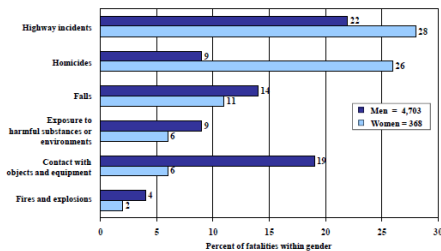
\*Data for 2008 are preliminary.  
\*\*Starting with reference year 2000, calculations are based on total hours worked rather than total workers. The figure shows represents the full-time equivalent (working 40 hours a week, 52 weeks a year) of 133,976,680 civilian workers.  
SOURCE: U.S. Department of Labor, Bureau of Labor Statistics, Current Population Survey, and Census of Fatal Occupational Injuries, 2009.

8



OCCUPATIONAL SAFETY & HEALTH ADMINISTRATION

Fatal injury events, by gender of worker, 2008\*



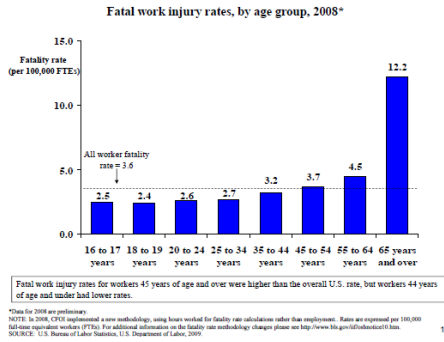
A higher percentage of fatal work injuries to women resulted from highway incidents and homicides than to men. A larger percentage of fatal work injuries to men resulted from falls, exposure to harmful substances or environments, contact with objects and equipment, and fires and explosions.

\*Data for 2008 are preliminary.  
SOURCE: U.S. Bureau of Labor Statistics, U.S. Department of Labor, 2009.

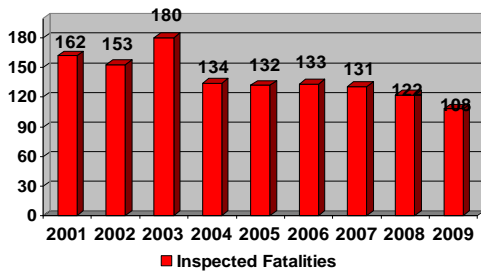
9



OCCUPATIONAL SAFETY & HEALTH ADMINISTRATION

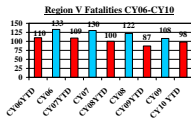


### Region V Inspected Fatalities CY 2000-2009 Federal Data (IL, OH, WI)

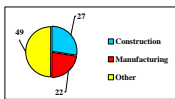


## OSHA Saves Lives

As of October 31<sup>st</sup>, 2010 there have been **98** fatalities under OSHA's jurisdiction in Region V this calendar year



Fatalities Per Industry - CY10



NOTE: Data subject to change upon completion of investigations

Fatalities by Event - CY10

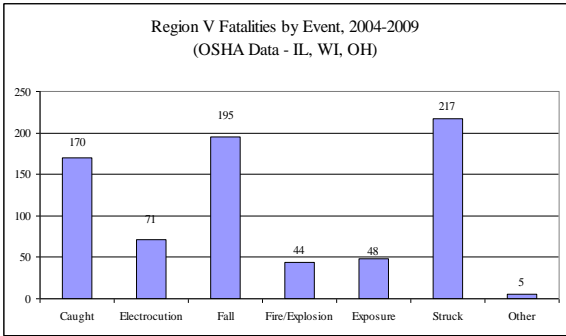
Caught	29
Electrocution	4
Fall	19
Fire/Explosions	4
Exposure	8
Struck	29
Other	5
French Cave-Ins (Included In Country)	3

Immigrant-Y Fatalities - CY10

IMMLANG-Y Fatalities	9
Hispanic	7

**OSHA** Occupational Safety and Health Administration  
Region V  
Produced by the Audit & Analysis Team  
Date Produced: November 8<sup>th</sup>, 2010






---

---

---

---

---

---

---

---

---

---

*Struck-by*




---

---

---

---

---

---

---

---

---

---

*Ironworker Near Miss*




---

---

---

---

---

---

---

---

---

---

## Region V Fatality Trends - Struck By Falling Objects

- Material Handling Equipment – Improper Use/Overloading



 OCCUPATIONAL SAFETY & HEALTH ADMINISTRATION

---

---

---

---

---

---

---

---

---

---

## Region V Fatality Trends - Struck By Falling Objects

- Unsecure Storage



---

---

---

---

---

---

---

---

---

---

---

---

---

---

---

---

---

---

---

---

---

---

---


---

---

---

## Region V Fatality Trends - Caught In Equipment

- Lack of Machine Guarding
- No Lockout/Tagout Procedures



## *Falls from Elevated Lift or Platform*



---

---

---

---

---

---

---

---

---

---

---

---

---

---

---

---

---

---

---

---

---

---

---

---

## Manlift Fatality



### *Fatalities from Caught in or compressed by equipment or objects*

- An instance where employees were fatally injured after the employee's head was caught between the ROPS and a hydraulic cylinder/ frame of skid steers.



### Chicago North Trench Collapse



---

---

---

---

---

---

---

---

---

---

---

---

---

---

---

---

---

---

---

---

---

---

---

---



---

---

---

---

---

---

---

---



---

---

---

---

---

---

---

---

Region V Fatality Trends – Falls -  
Ladder Safety



---

---

---

---

---

---

---


---

## Fall from Ladders



Ladder Fall Height	Percent of Fatalities
Under 6 feet	12%
6 to 10 feet	47%
11 to 20 feet	35%
21 to 30 feet	6%

Using Fall Protection WILL  
Save Your Life!!!







---

---

---

---

---

---

---

---

---

---

FY 2010  
Top 10 Most Cited Standards  
(General Industry)

- |                                     |                                                |
|-------------------------------------|------------------------------------------------|
| 1. Hazard Communication             | 7. Machine Guarding                            |
| 2. Respiratory Protection           | 8. OSHA 300 Forms                              |
| 3. Lockout/Tagout                   | 9. Personal Protective Equipment               |
| 4. Electrical, Wiring Methods       | 10. Mechanical Power Transmission Apparatus    |
| 5. Powered Industrial Trucks        | 11. Guarding Floor and Wall Openings and Holes |
| 6. Electrical, General Requirements | 12. General Duty Clause                        |

---

---

---

---

---

---

---

---

---

---

FY 2010  
Top 10 Most Cited Standards  
(Construction Industry)

- |                                           |                                       |
|-------------------------------------------|---------------------------------------|
| 1. Scaffolding                            | 6. General Safety & Health Provisions |
| 2. Fall Protection                        | 7. Aerial Lifts                       |
| 3. Ladders                                | 8. Head Protection                    |
| 4. Fall Protection, Training Requirements | 9. Scaffolds, Training Requirements   |
| 5. Hazard Communication                   | 10. Specific Excavations Requirements |

---

---

---

---

---

---

---

---

---

---

